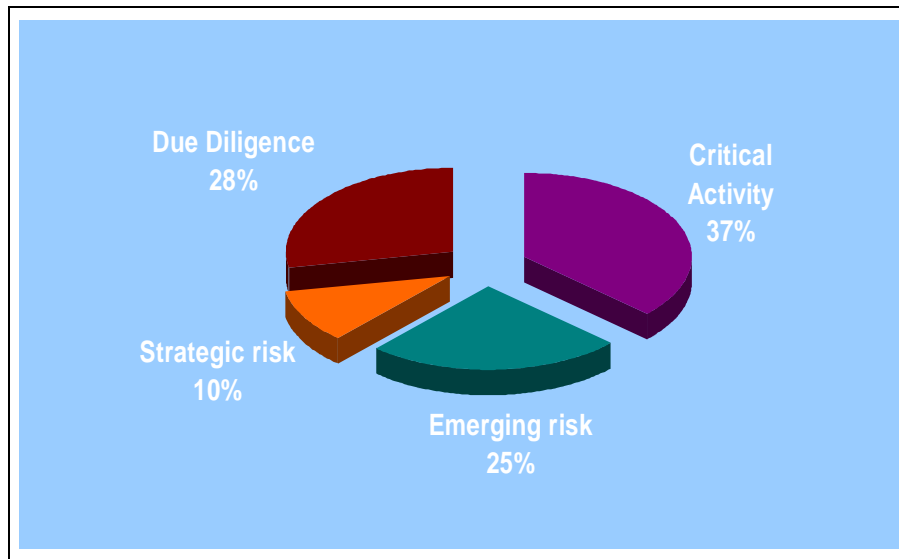


Assurance Map (SAMPLE – Illustrative Data Only)

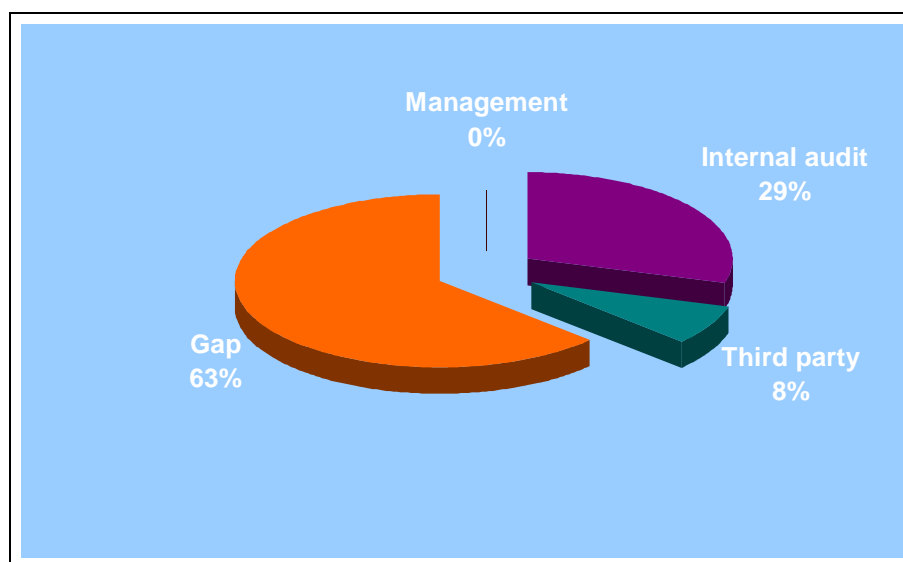
Assurance Map - by type of activity

This graph shows how assurances are split across the various business activities of the Council.

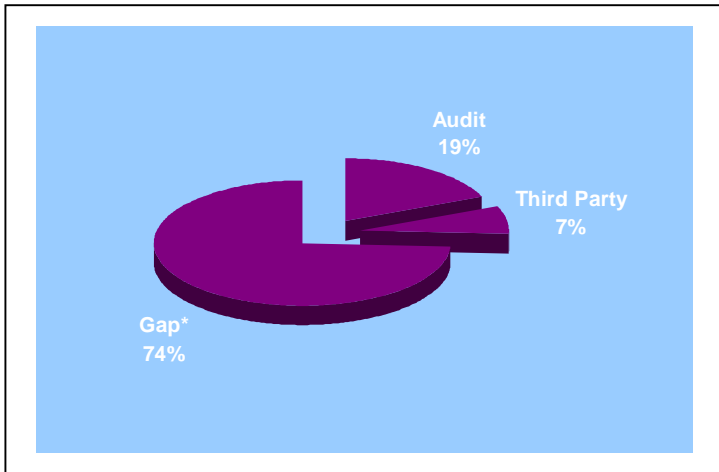


Current Assurances on all activities

This graph shows the amount of assurances obtained where we have a reasonable level of confidence over the activity's service delivery, management of risks and / or performance. It shows the 'Assurance Gap' – the aim is to reduce this gap through leveraging assurance through management and other functions or accept the 'Assurance Gap'.

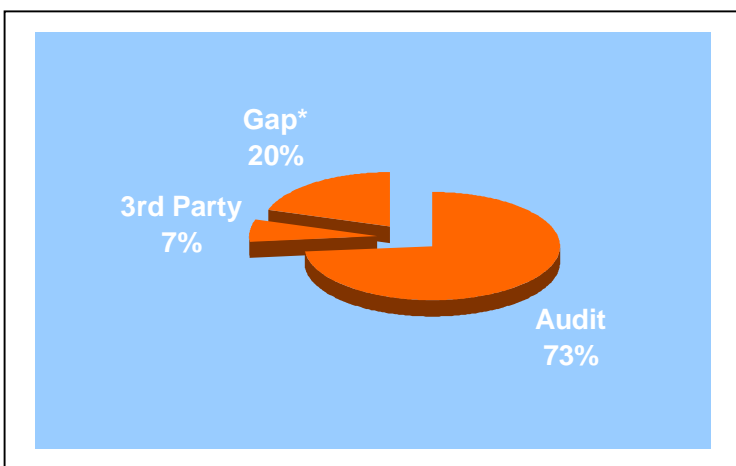


- We will assess how much of the 'gap' is covered by management assurances
- Current Assurances for Critical Activities**



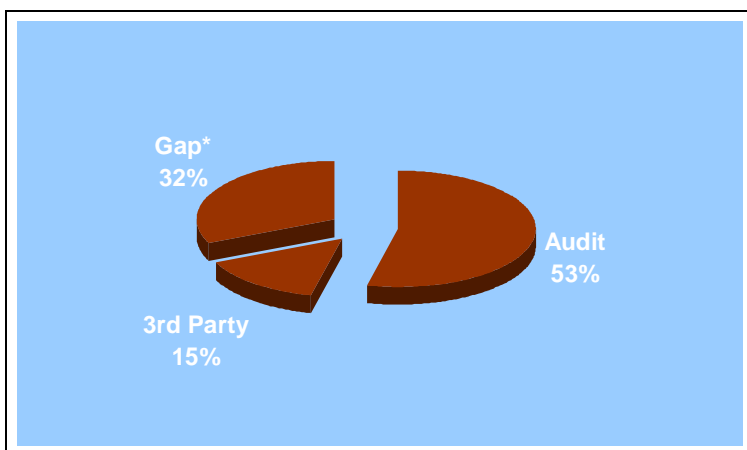
Current Assurances for Strategic Risks

This graph shows the amount of assurances we have obtained on critical activities of the Council where we have a reasonable level of confidence over the activity's service delivery, management of risks and / or performance. It shows the 'Assurance Gap' – the aim is to reduce this gap through leveraging assurance through management and other functions or accept the 'Assurance Gap'.



Current Assurances for Due Diligence

This graph shows the amount of assurances we have obtained on the Strategic Risks of the Council where we have a reasonable level of confidence over how well the risks are being managed. It shows the 'Assurance Gap' – the aim is to reduce this gap through leveraging assurance through management and other functions or accept the 'Assurance Gap'.



This graph shows the amount of assurances we have obtained on activities that support the running of the business eg finance / corporate. It shows the 'Assurance Gap' – the aim is to reduce this gap through leveraging assurance through management and other functions or accept the 'Assurance Gap'.

Example of Assurance Map (illustrative data only)

Lincolnshire County Council - Assurance Map														
1. Critical Systems 2. Emerging Risks 3. Strategic Risks	SRI	Internal Audit Assurance				Third Party Assurance					Management Assurance			
		Date	Area	Assurance	Revision	Date	Source	Area	Assurance	Reliance	Date	Manager	Assurance	
Communities Directorate														
Regeneration Service														
Critical Systems														
Economic Regeneration Sites & Premises														
Economic Regeneration Incubation Centres														
Capital Programmes & Projects		Jan-10		Full										
Spatial regeneration activities (Growth Point)		May-11	Growth Points	Substantial		In past 2 yr	HM Treasury	Growth Point	Positive	Medium				
Emerging Risks														
Regeneration funding														
National Political Change														
Libraries & Heritage														
Critical Systems														
Library Service		Oct-11	inc Heritage	Substantial										
		Sep-10	Galaxy system	Substantial										
Museums Service						2009	Arts Council	Accreditation of service	Pass	High				
Archives						2009	National Archives Office	Document storage	Pass plus 3 stars for annual self assessment	High				
Management of Heritage sites														
Emerging Risks														
Big Society														
Funding Cuts														